



Paris Endovascular Aortic Course

FINAL PROGRAM

May 13 - May 18, 2019

**Marie Lannelongue hospital
Le Plessis-Robinson, FRANCE**

PEAC COURSE DIRECTORS

Stéphan Haulon, Marie Lannelongue hospital, France

Tara Mastracci, London, United Kingdom

Timothy Resch, Malmö, Sweden



ACCREDITATION EACCME





Welcome to the second edition of **PEAC**:
the **Paris Endovascular Aortic Course**
in **Marie Lannelongue hospital**

EDITO

The aim of this workshop is to provide state-of-the art guidance on basic and advanced endovascular aortic intervention, including developments for the aortic arch and TAVI. You will learn 'what to do and how to do it' through daily live case demonstrations, hands-on workshops (including bench endograft and percutaneous closure system deployment), and training in 3D workstation use and advanced imaging applications. All faculties are experts in this field and will provide you with the latest guidance on patient selection, endograft planning and implantation tips and tricks. The promising results that can be achieved with EVAR, TEVAR, and branched and fenestrated endografting will be shown. I hope you will enjoy your stay in Paris with us.

Stéphan Haulon

PEAC COURSE DIRECTORS

Stéphan Haulon Marie Lannelongue hospital, France
Tara Mastracci London, United Kingdom
Timothy Resch Malmö, Sweden

INTERNATIONAL FACULTY

Nuno Dias Malmö, Sweden
Dominique Fabre Marie Lannelongue hospital, France
Tilo Kölbel Hamburg, Germany
Mark R. Tyrrell London, United Kingdom
Jason Wilkins London, United Kingdom

Monday, May 13 8:45 - 17:00

INFRA RENAL AAA, ILIAC BRANCH

Chairmen: Mark Tyrrell, Jason Wilkins (London, United Kingdom)

Live cases: 1 EVAR + 1 ZBIS

Topics to be covered (presentations, discussions & exercises):

Why EVAR, Who to EVAR?

The Zenith Flex & Alpha Abdominal EVAR devices:

- Overview - how they work & deploy, Markers & overlaps? Key steps.
- Key differences between Flex & Alpha

Choosing device components:

- 3D Workstation software, graft planning & sizing (2 methods)
- Anatomical limitations & IFU

Overcoming challenges and recognizing the impossible

Operative planning

Cannulation made easy:

- An introduction to sheathes, wires & catheters
- Failed cannulation: snare, bailout to AUI (converter)

Meaningful informed consent

EVAR and ruptured AAA

Emergency planning - Go / No Go

Post-EVAR surveillance & re-intervention

Getting it wrong - errors that are no longer original!

ZBIS

- Device overview
- Graft planning & sizing, patient selection
- Deployment graft, tips & tricks
- Results from the literature

20:00 // Welcoming dinner // l'Ile restaurant

170 Quai de Stalingrad, Parc de L'île St Germain, 92130, Issy les Moulineaux.
Transfer by bus from the hospital at 19.30. Included in registration fees. Casual dresscode.

Tuesday, May 14 8:45 - 17:00

TEVAR


Chairman: Tara Mastracci (London, United Kingdom)

Live cases: 2 TEVAR

- Welcome & outline of the day
- Zenith Alpha and TX2 device overview
- Clinical evidence for TEVAR in descending aneurysm
- Planning for TEVAR
- Procedural tips and tricks
- Is revascularization of LSA and CA necessary?
- Follow up after TEVAR
- Acute dissections: who should we treat, and how?
- CTA and MRI in aortic dissections
- TEVAR for chronic dissections: indications for TEVAR, long term results
- TEVAR video case presentations
- Percutaneous closure devices: how I use the Proglide?
- Planning endografts with 3D workstation
- introducing "flightplan for EVAR"

AFTERNOON HANDS-ON WORKSHOPS:

- EVAR, IBD and TEVAR bench deployment
- Percutaneous closure devices
- 3D Workstation planning
- Embolization, catheterization on simulators




Wednesday, May 15 8:45 - 17:00

FENESTRATED ENDOGRAFTS

Chairman: Tim Resch (Malmö, Sweden)

Live cases: 2 FEVAR

- Welcome & outline of the day
- Fenestrated device overview
- Implanting a fenestrated endograft, how I do it? (videos)
- Planning and sizing fenestrated endografts
- Assessing ideal anatomy for a good fenestrated repair
- Walking through the planning of a case
- Case reports on complex anatomies
- Benefit of CBCT and the use of fusion imaging
- Fenestrated cuffs for proximal type 1 endoleak (EVAR rescue) and other options for rescue
- Secondary procedures after FEVAR



Thursday, May 16 8:45 - 17:00

BRANCHED ENDOGRAFTS

Chairman: Nuno Dias (Malmö, Sweden)

Live cases: 2 BEVAR

- Tips and tricks for fenestrated endografts... how to get into and out of trouble?
- Device overview, planning and sizing of T-branch
- Implanting a T-branch, how I do it? (videos)
- Outcomes and durability of fenestrated endografts
- Tips and tricks for branched endografts
- Renal outcomes following FEVAR & BEVAR

Friday, May 17 8:45 - 17:00

ARCH AND ASCENDING, TAVI

Chairman: Tilo Kölbel (Hamburg, Germany)

Live case: one arch branch case, TAVI

- Welcome & outline of the day
- Arch endografts device overview, planning and sizing, results
- Accesses to the ascending aorta
- Ascending aorta endografts device overview, planning and sizing, results
- Endovascular repair of type A dissections
- Chronic type B dissections: innovative techniques
- Video cases, tips & tricks
- Aortic root surgery
- Best practice in TAVI

AFTERNOON HANDS-ON WORKSHOPS:

- Embolisation
- EVAR, TEVAR and ZBIS bench deployment
- Renal stenting


17:30 Closing cocktail // Marie Lannelongue hospital

Saturday, May 18 8:45 - 17:00

DISSECTIONS, HYBRID ROOMS

Chairmen: Stéphan Haulon & Dominique Fabre Marie Lannelongue hospital

- Welcome & outline of the day
- FEVAR & BEVAR for chronic dissections
- Spinal cord ischemia prevention
- Imaging - basics radiation physics
- Imaging - the dose battle
- Hybrid OR: benefits & room planning
- Case discussion



// PRACTICAL INFORMATION //

Dates

May 13 - May 18 2019

Venue

Marie Lannelongue hospital

133 avenue de la Résistance
92350 Le Plessis-Robinson, France

Organization contact

Stephanie Meyer // M. +33 (0) 646 10 48 26

Welcoming dinner

Monday, May 13 // 20:00

L'Ile Restaurant

170 Quai de Stalingrad, Parc de L'île St Germain,
92130, Issy les Moulineaux.

Transfer by bus from the hospital at 19.30.

Included in registration fees.

Casual dresscode.




Closing cocktail

Friday, May 17 // 17:30

Marie-Lannelongue hospital.

Casual dresscode





Acknowledgements 2019



PEAC 2019 is compliant with Ethical Medtech business code of practise.



PEAC 2019 is accredited by UEMS.



ORGANIZATION

Stéphanie Meyer: smeyer@divine-id.com · Mob. +33 (0) 646 10 48 26
17, rue Venture - 13001 Marseille, France · Tel. +33 (0) 491 57 19 60

