



Paris Vascular Insights

October 21-23 | 2021
Palais Brongniart | Paris

CHAIRMEN

Koen DELOOSE
Eric DUCASSE
Yann GOUËFFIC
Stéphan HAULON

CO-CHAIRMEN | WOMEN

Jean-Pierre Becquemin
Jean-Luc Gérard
Adrien Hertault
Alexandros Mallios
Isabelle Van Herzeele

www.parisvascularinsights.com



PVI congress 2021 is provisionally
compliant with Ethical Medtech
business code of practise.

AORTIC | CAROTID | PERIPHERAL | AV ACCESS | VENOUS | WORKSHOPS

EDITO

Welcome to Paris Vascular Insights 2021,

It is a great pleasure to welcome you to the first edition of the PVI congress in Paris.

PARIS VASCULAR INSIGHTS is a new concept, in the continuity of the Controversies and Updates in Vascular Surgery Congress (CACVS) and its merger with iVAS and iMEET congresses, addressing all aspects of vascular disease.

We took the best of each event to bring you an innovative education platform in one of the world's best location : Paris. The first edition will be held from **October 21-23, 2021**, at the Palais Brongniart, an emblematic and historic building. Its central location in Paris makes it a very convenient venue, easily accessible with simple and short transportation from the airports and train stations.

We are committed to innovate and develop a high-value content, as well as networking opportunities for all participants.

The two and a half days program will address all aspects of vascular diseases and their treatments with the most recent available data about on-going or recently published trials, technical advances of open vascular or endovascular procedures and debates on controversial topics. A large place will be dedicated to peripheral topics.

Several Industry workshops, interactive sessions with Live in the box and a comprehensive exhibition including an innovation valley will be available.

Parallel sessions will take place respectively on Thursday on vascular access and on cardiothoracic surgery and on Friday on venous diseases.

We hope you will enjoy our website and that you will join us massively in Paris for the first edition next October 2021.

Become a Paris Vascular Insights member!

Koen Deloose, Eric Ducasse, Yann Gouëffic and Stéphan Haulon

CHAIRMEN



Koen Deloose
MD, Vascular Surgery,
Dendermonde, Belgium



Eric Ducasse
MD, PhD, Professor
of Vascular Surgery,
Bordeaux, France



Yann Gouëffic
MD, PhD, Professor of
Vascular Surgery,
Paris, France



Stéphan Haulon
MD, PhD, Professor of
Vascular Surgery,
Paris, France

CO-CHAIRMEN



Jean-Pierre Becquemin
MD, Professor of Vascular Surgery,
Champigny, France



Jean-Luc Gérard
MD, Angiologist,
Paris, France



Adrien Hertault
Vascular Surgeon
Lille, France



Alexandros MALLIOS
MD, Vascular Surgery
Paris, France



Isabelle VAN HERZEELE
Vascular Surgeon
Ghent, France



TABLE OF CONTENTS

2

EDITO

5

SCIENTIFIC
COMITTES

6

FACULTY

7

SYNOPTIC

8

THURSDAY 21
GRAND AUDITORIUM

10

THURSDAY 21
SMALL AUDITORIUM

12

FRIDAY 22
GRAND AUDITORIUM

14

FRIDAY 22
SMALL AUDITORIUM

15

FRIDAY 22
PARALLEL PLENARY

16

SATURDAY 23
PARALLEL PLENARY

18

INDUSTRY
SYMPOSIA

20

INFORMATION

SCIENTIFIC COMMITTEE



Michel BARTOLI, France



Osuma IIDA, Japan



Marianne BRODMANN, Austria



Tara MASTRACCI, United Kingdom



Ludovic CANAUD, France



Bahaa NASR, France



Raphael COSCAS, France



Gustavo ODERICH, United States of America



Xavier CHAUFOUR, France



Quentin PELLENC, France



Frédéric COCHENNEC, France



Timothy RESCH, Denmark



Hans-Henning ECKSTEIN, Germany



Peter SCHNEIDER, United States of America



Richard MCWILLIAMS, United Kingdom



Jonathan SOBOCINSKI, France



Roberto FERRARESI, Italy



Eric STEINMETZ, France



Mauro GARGIULO, Italy



Jos VAN DEN BERG, Switzerland



Ralf LANGHOFF, Germany



Hence VERHAGEN, The Netherlands



Tilo KÖLBEL, Germany



Frank VERMASSEN, Belgium



Blandine MAUREL, France



Fabio VERZINI, Italy



Ian LOFTUS, United Kingdom



Hany ZAYED, United Kingdom

AV ACCESS SCIENTIFIC COMMITTEE



Pierre BOURQUELOT



Ingemar DAVIDSON



Bart DOLMATCH



Gilbert FRANCO



Maurizio GALLIENI



Ulf HEDIN



William JENNINGS



Charmaine LOK



Alexandros MALLIOS



Nirvana SADGHIANLOO



Pascal SERIES



Richard SHOENFELD



Tobias STEINKE



Jan TORDOIR



Scott TREROTOLA



Luc TURMEL



Pablo URENA



Monnie WASSE

VENOUS SCIENTIFIC COMMITTEE

FACULTY

MAIN SESSION

Michel BARTOLI, Marseille, France
 Xavier BERARD, Bordeaux, France
 Theodosios Bisdas, Athens, Greece
 Mohamed BOUAYED, Oran, Algeria
 Marianne BRODMANN, Graz, Austria
 David CALVET, Paris, France
 Ludovic CANAUD, Montpellier, France
 Caroline CARADU, Bordeaux, France
 Jeffrey CARR, Tyler, United States
 Xavier CHAUFOUR, Toulouse, France
 Frédéric COCHENNEC, Creteil, France
 Raphael COSCAS, Boulogne billancourt, France
 Jean-Paul DE VRIES, Groningen, The Netherlands
 Koen R. DELOOSE, Dendermonde, Belgium
 Nuno DIAS, Malmö, Sweden
 Eric DUCASSE, Bordeaux, France
 Jonas EIBERG, Soborg, Denmark
 Florian ENZMANN
 Dominique FABRE, Le plessis robinson, France
 Fabrizio FANELLI, Florence, Italy
 Roberto FERRARESI, Bergamo, Italy
 Ciro FERRER, Rome, Italy
 Patrick FEUGIER, Lyon, France
 Imed FRIKHA, Sfax, Tunisia
 Mauro GARGIULO, Bologna, Italy
 Yann GOUEFFIC, Paris, France
 Peter GOVERDE, Antwerpen, Belgium
 Alison W HALLIDAY, London, United Kingdom
 Olivier HARTUNG, Marseille, France
 Stéphan HAULON, Le plessis robinson, France
 Adrien HERTAULT, Lille, France
 Emmanuel HOUDART, Paris, France
 Osamu IIDA, Japan
 Elixene JEAN BAPTISTE, Nice, France
 Adrien KALADJI, Rennes, France
 kevin MANI, Uppsala, Sweden
 Christoph KNAPPICH
 Tilo KÖLBEL, Hamburg, Germany
 Ralf LANGHOFF, Berlin, Germany
 José Ignacio LEAL LORENZO, Madrid, Spain
 Nicolas LOUIS, Nîmes, France
 Lieven MAENE, Aalst, Belgium

Pierre-Edouard MAGNAN, Marseille, France
 Serguei MALIKOV, Vandoeuvre les nancy, France
 Marco MANZI
 Tara MASTRACCI, Londres, United Kingdom
 Blandine MAUREL, Nantes, France
 Germano MELISSANO, Milano, Italy
 Bijan MODARAI, London, United Kingdom
 Miguel MONTEIRO BACKER
 Justine MOUGIN, Le plessis-robinson, France
 Jihad MUSTAPHA, United States
 Piotr MYRCHA, Warsaw, Poland
 Bahaa NASR, Brest, France
 Gustavo ODERICH, Rochester, United States
 Mariano PALENA, Italy
 Lorenzo PATRONE, London, United Kingdom
 Quentin PELLENC, Paris, France
 Giovanni PRATESI, Gênes, Italy
 Maxime RAUX, Paris, France
 Thierry REIX, Amiens, France
 Timothy RESCH, Malmo, Sweden
 Vincent RIAMBAU, Barcelona, Spain
 Sonia RONCHEY, Roma, Italy
 Maria-Antonella RUFFINO, Torino, Italy
 François SAUCY, Morges, Switzerland
 Peter SCHNEIDER, San francisco, United States
 Jonathan SOBOCINSKI, Lille, France
 Sabine STEINER
 Eric STEINMETZ, Dijon, France
 Martin STORCK, Karlsruhe, Germany
 Giovanni TINELLI, Roma, Italy
 Giovanni TORSELLO
 Joseph TOUMA, Créteil, France
 Carlos TSANTILAS
 Yamume TSHOMBA, Roma, Italy
 Nikolaos TSILIMPARIS, Munich, Germany
 Isabelle VAN HERZEELE, Gent, Belgium
 Ramon VARCOE, Randwick, Australia
 Hence VERHAGEN, Rotterdam, The Netherlands
 Fabio VERZINI, Turin, Italy
 Jean Paul DE VRIES, Groningen, The Netherlands
 Kakkhee YEUNG, Amsterdam, The Netherlands
 Hany ZAYED

AV ACCESS SESSION

Pierre BOURQUELOT, Paris, France
 Ingemar DAVIDSON, Dallas, United States
 Bart L. DOLMATCH, Dallas, United States
 Gilbert FRANCO, Paris, France
 Maurizio GALLIENI, Milan, Italy
 Ulf HEDIN, Stockholm, Sweden
 Stephen HOHMANN, Dallas, United States
 Jeffrey HULL, North chesterfield, United States
 William C JENNINGS, Oklahoma, United States
 Lamisse KARAM, Beyrouth, Lebanon
 Mark LAMBIE, Newcastle, United Kingdom
 Charmaine LOK, Toronto, Canada
 Alexandros MALLIOS, Paris, France
 Neghae MAWLA, Houston, United States
 Antoine MILLION, Lyon, France
 Evi NAGLER, Ghent, Belgium

Nicola PIROZZI, Rome, Italy
 Marek RAWA, Meknes, Morocco
 Hervé ROSAY, Lyon, France
 Nirvana SADAGHIANLOO, Nice, France
 Pascal SERIS, Paris, France
 Surendra SHENOY, Saint louis, United States
 Richard SHOENFELD, Mountain lakes, United States
 Tobias STEINKE, Dusseldorf, Germany
 Fabien THAVEAU, Strasbourg, France
 Jan TORDOIR, Maastricht, The Netherlands
 Matteo TOZZI, Varese, Italy
 Scott TREROTOLA, Philadelphia, United States
 Luc TURMEL-RODRIGUES, Tours, France
 Pablo URENA, Paris, France
 Monnie WASSE, Chicago, United States
 Diane WEBER, Marseille, France

Synoptic

	GRAND AUDITORIUM	SMALL AUDITORIUM	PARALLEL PLENARY	
THURSDAY 21	08:00	FINETUNING OUR CLTI-APPROACH...	AV ACCESS	-
	10:20			
	10:30	BREAK IN THE EXHIBITION HALL		
	11:00	ILIAC AND FEMOROPLOPTEAL ARTERIES : BEYOND THE TREATMENT...	AV ACCESS	-
	12:45			
	01:00	LUNCH IN THE EXHIBITION HALL		
	02:00	BREAKING NEWS ON LATEST CLINICAL TRIALS PERIPHERAL & AORTA	AV ACCESS	-
	02:40			
	03:10	AORTIC CHALLENGES		
	03:30			
	04:40	BREAK IN THE EXHIBITION HALL		
05:10	EMBOLIZATION AND MORE	AV ACCESS	-	
05:45				
		END OF THE SESSIONS		
06:50	END OF THE SESSIONS			
FRIDAY 22	08:00	ILIAC AND FEMPOP TREATMENTS	LIVE IN THE BOX	VENOUS
	09:00			
	09:50			
	10:00	BREAK IN THE EXHIBITION HALL		
	10:30	WHAT CAN GO WRONG WITH EVAR?	LIVE IN THE BOX	VENOUS
	11:30			
	01:10			
	01:20	LUNCH IN THE EXHIBITION HALL		
	02:20	BREAKING NEWS ON LATEST CLINICAL TRIALS	CARDIO-THORACIC	VENOUS
	03:00			
	03:20	CLTI		
04:20				
05:10				
05:20	BREAK IN THE EXHIBITION HALL			
05:50	THE LATEST CONTROVERSIES IN CAROTID SURGERY	CARDIO-THORACIC	VENOUS	
07:20				
07:30	END OF THE SESSIONS			
SATURDAY 23	08:00	-	-	 TIPS & TRICKS AND YOUTH SESSION
	10:30	BREAK IN THE EXHIBITION HALL		
	11:00	-	-	 TIPS & TRICKS AND YOUTH SESSION
	13:20	END OF THE SESSIONS		

THURSDAY OCTOBER 21

Grand Auditorium

08:00 Welcome address

08:00 Finetuning our CLTI-approach...

Animators: Eric Ducasse, Koen Deloose

Moderators: Peter Schneider, Marco Manzi

- 08:00 Consequences of COVID 19 for our CLTI patients. [Raphael Coscas](#)
08:10 My wire crossed but nothing else passes... [Lorenzo Patrone](#)
08:20 How to implement the CLTI guidelines in our daily practices? [Miguel Monteiro Backer](#)
08:30 An amputation should NEVER occur without a proper angiogram. [Lieven Maene](#)
08:40 What is finally the best platform for BTK treatment 014, 018 or 035? [Mariano Palena](#)
08:50 The ultimate decision-making algorithm of an italian CLI-fighter. [Roberto Ferraresi](#)
09:00 CO2 in CLTI patients: painful myth or amazing reality.
09:10 ALL CLTI patients have complex lesions...but what is really complex for me? [Ramon Varcoe](#)

09:20 Symposium

- 09:50 Does GLASS classification play an important role for decision making in the era of endovascular-first strategy? [Osamu Iida](#)
10:00 How to remain skilled for good-outcome femtibial/pedal bypasses? [Peter Schneider](#)
10:10 Does PTX adversely impact on woundhealing in the Japanese CLTI-patient? [Osamu Lida](#)
10:20 I did extensive dilatations...but no flow... [Theodosios Bisdas](#)

10:30 Break in the exhibition hall

11:00 Iliac and femoropopliteal arteries: beyond the treatment...

Animators: Yann Gouëffic, Koen Deloose

Moderators: Ramon Varcoe, Raphaël Coscas

- 11:00 Vessel prep with directional atherectomy. [François Saucy](#)
11:10 Symposium
11:40 IVUS: a daily use for femoropopliteal repair. [Osamu Iida](#)
11:50 OCT is my favorite option to assess intraoperatively the vessels. [Jonathan Sobocynski](#)
12:00 Symposium
12:30 Outpatient hospitalization in a regular practice. [Maxime Raux](#)
12:40 What is OBL? [Jeffrey Carr](#)
12:50 OBL future in USA. [Jeffrey Carr](#)

1:00 Lunch in the exhibition hall

2:00 Breaking news on latest clinical trials

Animators: Yann Gouëffic, Koen Deloose

Moderators: Marianne Brodmann, Osamu Iida

- 2:00 Paclitaxel or sirolimus what should I choose at the end of 2021 to treat my patients? [Marianne Brodmann](#)
2:10 STEP. [Bahaa Nasr](#)
2:20 Multicenter retrospective study for drug eluting stents vs covered stentgraft in the complex FP lesions. [Osamu Iida](#)
2:30 Nitinol stent versus bypass in long femoropopliteal lesions 2-year results of a randomized controlled trial. [Florian Enzmann](#)
2:40 Symposium

THURSDAY OCTOBER 21

Grand Auditorium

3:10 Aortic challenges

Animators: Stéphan Haulon, Eric Ducasse

Moderators: Tara Mastracci, Frédéric Cochenec

- 3:10 STABILIZE for acute dissections: good and bad indications, proofs with videos! [Germano Melissano](#)
3:20 Brights and shadows of the arch endo-replacement. [Vicente Riambau](#)
3:30 Mandatory steps to reduce stroke during endo arch repair. [Tilo Kölbel](#)
3:40 Why I stopped CSF drainage for SCI prevention. [Gustavo Oderich](#)
3:50 Preloaded devices and steerable sheaths for complex endoaortic repair. [Timothy Resch](#)
4:00 BENTLEY Symposium
4:20 Revascularisation of renal artery bridging stent occlusion: is it worth it? [Nikos Tsilimparis](#)
4:30 Results from the F-BEVAR French post market study. [Stéphan Haulon](#)

4:40 Break in the exhibition hall

5:10 Embolization and more

Animators: Stéphan Haulon, Koen Deloose

Moderators: Tilo Kölbel, Fabio Verzini

- 5:10 Arterial embolization for dummies. [Fabrizio Fanelli](#)
5:20 Pelvic venous embolization techniques. [Olivier Hartung](#)
5:30 Visceral aneurysms: covered stents or embolization? [Maria Antonella Ruffino](#)
5:40 Symposium
6:00 Will AI help vascular surgeons? [Yeung kakkhee](#)
6:10 Should I use CO2 in routine practice? [Mauro Gargiulo](#)
6:20 Type 2 endoleak: from embolization to conversion! [Sonia Ronchey](#)
6:30 False lumen embolization techniques in acute and sub-acute dissections. [Quentin Pellenc](#)
6:40 Video: how I exclude the false lumen during FBEVAR of chronic dissections. [Justine Mouglin](#)

6:50 End of the sessions

THURSDAY OCTOBER 21

Small Auditorium

08:00 Welcome address

08:00 Dialysis modalities: what, when, why and in whom

Moderators: Monnie Wasse, Maurizio Gallieni

- 08:00 Getting off on the right foot: must-have's for a successful urgent start dialysis program. Charmaine Lok
- 08:15 It's personal: approach to individualizing dialysis modality in concert with your patient. Maurizio Gallieni
- 08:30 Hemodialysis vascular access: which type is best for home vs. in-center? Monnie Wasse
- 08:45 Peritoneal dialysis techniques and selecting the right solution. Mark Lambie

09:00 Vascular access explorations - Before creations and troubleshooting the problems after creation:

Moderators: Jan Tordoir, Gilbert Franco

- 09:00 Pre and postop ultrasound evaluation for vascular access. Gilbert Franco
- 09:15 Surgical modifications to establish successful fistula. Surendra Shenoy
- 09:30 Computer simulation for AVF surgery. Jan Tordoir
- 09:45 Endo or surgical intervention for maturation failure. Matteo Tozzi

10:00 What do nephrologists want from surgeons - Ultrasound use in hemodialysis units:

Moderators: Pablo Urena, Pascal Seris

- 10:00 What do nephrologist want from surgeons. Pablo Urena
- 10:15 Ultrasound use in hemodialysis units. Pascal Seris

10:30 Break in the exhibition hall

11:00 Vascular access creation, efficient, fast and safe for patients, AVFs, grafts, avoiding HAIDI:

Moderators: Pierre Bourquelot, William Jennings, Nirvana Sadghianloo

- 11:00 Creating successful and functional AVFs while avoiding hemodialysis access-induced distal ischemia. William Jennings
- 11:15 Flying under the RADAR. Nirvana Sadaghianloo
- 11:30 Tips and tricks for brachial vein transposition. Lamisse Karam
- 11:45 Microsurgery for wrist radio cephalic AVF creation. Nicola Pirozzi
- 12:00 Femoral vein transposition. Marek Rawa

12:15 Session in partnership with GIFAV

Moderators: Diane Weber, Hervé Rosay

- 12:15 How to choose the best venous access. Diane Weber
- 12:30 Intraoperative complications in venous access. Hervé Rosay
- 12:45 Discussion.

1:00 Lunch in the exhibition hall

2:00 Interventional radiology in vascular access, from creation to declotting and AVF stenting - do we really need surgeons?

Moderators: Scott Trerotola, Rick Shoenfeld, Luc Turmel

- 2:00 Endovascular vs. surgical options: Sometimes surgery is the clear winner. Luc Turmel
- 2:20 If we don't get restenosis, we don't need surgery: drug-coated balloons and stent grafts. Scott Trerotola
- 2:40 Now you see it, now you don't: stent migration to the heart and lungs. Richard Shoenfeld

THURSDAY OCTOBER 21

Small Auditorium

3:00 PAVF update - Where do we stand

Moderators: Tobias Steinke, Alexandros Mallios

- 3:00 Update on the Single catheter tissue fusion system and Maturation for Hemodialysis. Jeffrey Hull
- 3:15 Update on the double catheter RFA system. Stephen Hohmann
- 3:30 Finally: Endo or Surgery? Alexandros Mallios
- 3:45 Utilization of PAVF - are nephrologists happy? Neghae Mawla

4:00 Spice it up - Session in partnership with CiDA:

Moderators: Bart Dolmatch, Ingemar Davidson

- 4:00 Tell me the Results and I'll design your study.

4:30 Break in the exhibition hall

5:00 Guidelines update, US vs Europe, from fistula first to patient first?

Moderators: Charmaine Lok, Ulf Hedin

- 5:00 (ERBP guidelines). Evi Nagler
- 5:15 (ESVS guidelines). Ulf Hedin
- 5:30 (KDOQI). Charmaine Lok

5:45 End of the sessions

FRIDAY OCTOBER 22

Grand Auditorium

08:00 Welcome address

08:00 Iliac and fempop treatments

Animators: Yann Gouëffic, Eric Ducasse

Moderators: Osamu Iida, Theodosios Bisdas

08:00 Iliac CTO: antegrade or retrograde passage? [Jos Van den Bergh](#)

08:10 CERAB or high aortic kissing...the final answer... [Peter Goverde](#)

08:20 Covered stents in the iliacs: improving outcome, reducing complications or increasing costs? [Peter Schneider](#)

08:30 Is there in 2020 still an indication for aortofemoral grafts? [Gustavo Oderich](#)

08:40 Symposium

09:00 PTX or Limus in the SFA: the ultimate answer... [Raphael Coscas](#)

09:10 No long, no complex but EXTREME SFA lesions ...my approach. [Sabine Steiner](#)

09:20 Symposium

09:40 Isolated popliteal lesions..the only correct treatment is... [Ralf Langhoff](#)

09:50 My personal CTO-passage algorithm. [Lieven Maene](#)

10:00 Break in the exhibition hall

10:30 What can go wrong with EVAR?

Animators: Stéphan Haulon, Eric Ducasse

Moderators: Gustavo Oderich, Timothy Resch

10:30 The slow iterative change of surgical judgement: short term signal, long term noise. [Tara Mastracci](#)

10:40 Risk factors for neck dilatation after EVAR. [Hence Verhaegen](#)

10:50 How I minimise gutter endoleaks with chimneys. [Giovanni Torsello](#)

11:00 Long term results of EVAR in patients with ectatic iliacs. [Fabio Verzini](#)

11:10 Tips & tricks to preserve the hypogastric in the emergency setting. [Nuno Dias](#)

11:20 Benefit of 3D ultrasound for EVAR follow-up. [Jonas Peter Eiberg](#)

11:30 Symposium

12:00 Type 1 endoleaks: my treatment algorithm! [Bijan Moderei](#)

12:10 Type 2 endoleaks: my treatment algorithm! [Eric Steinmetz](#)

12:20 In situ xenopericardial grafts for infected aortic grafts. [Ludovic Canaud](#)

12:30 Symposium

1:00 Video: open techniques for endograft explantation. [Xavier Berard](#)

1:10 Video of my worst aortic case....with a happy ending! [Michel Bartoli](#)

1:20 Lunch in the exhibition hall

2:20 Breaking news on latest clinical trials

Animators: Stéphan Haulon, Koen Deloose

Moderators: Hence Verhaegen, Isabelle Van Harzele

2:20 Should we follow NICE or the ESVS guidelines for AAA management? [Wanhainen Anders](#)

2:30 Lessons learned from the TEVAR registries. [Rachel Clough](#)

2:40 German DiaFu study. [Martin Storck](#)

2:50 What have we learned from VASCUNET [Kevin Mani](#)

3:00 Symposium

FRIDAY OCTOBER 22

Grand Auditorium

3:20 CLTI

Animators: Eric Ducasse, Yann Gouëffic

Moderators: Jean Paul de Vries

3:20 Symposium

3:40 Dedicated CLI-centres as second opinion tool before major amputation. [Theodosios Bisdas](#)

3:50 How to predict the clinical success of BTK endovascular treatment? [Roberto Ferraresi](#)

4:00 Retrograde lower limb recanalization: from the metanalysis to everyday practice. [Lorenzo Patrone](#)

4:10 Reentry catheter for targeted reentry during subintimal angioplasty of the infragenicular arteries. [Hany Zayed](#)

4:20 Symposium

4:50 Saval: a DES for BTK arterial occlusive disease. [Jihad Mustapha](#)

5:00 Bioresorbable stents for BTK lesions. [Ramon Varcoe](#)

5:10 US experience with covered stents procedure: endovascular deep venous arterialization for attempted salvage of the Desert Foot. [Peter Schneider](#)

5:20 Break in the exhibition hall

5:50 The Latest Controversies in Carotid Surgery

Animators: Jean-Pierre Becquemin, Eric Ducasse

Moderators: Peter Schneider, Allison Halliday

5:50 Symptomatic stenosis: when and how to intervene according to the latest results of RCT's. [David Calvet](#)

6:00 Asymptomatic stenosis: lessons from the asymptomatic trials. [Allison Halliday](#)

6:10 Preoperative factors of stroke and/or death after CEA. [Christoph Knappich](#)

6:20 Carotid stenting under fusion imaging: technic and results. [Piotr Myrcha](#)

6:30 Sequella of carotid dissection: the role of stenting. [Emmanuel Houdart](#)

6:40 Intra operative quality assessment of CEA and CAS the german guidelines. [Martin Stork](#)

6:50 When stenting is too early In urgent symptomatic carotid stenosis. [Carlos Tsantilas](#)

7:00 Carotid restenosis: fix it or leave it alone? [Mohamed Bouayed](#)







7:10 TCAR: technical details and pearls to achieve succes: US surgical vision. [Peter Schneider](#)

7:20 TCAR: tips and tricks for a safe procedure in challenging cases: Spanish surgical vision. [Jose Leal Lorenzo](#)

7:30 End of the sessions

INDUSTRY SYMPOSIA

THURSDAY OCTOBER 21 Grand Auditorium

09:20	
11:10	 From vessel preparation to stenting : stay active! <ul style="list-style-type: none"> • Vessel preparation : an essential step to optimize your results. Gilles Goyaut • The atherectomy : how and why JETSTREAM™ is the tool of choice in vessel preparation. The contribution of the imagery in the preparation of the vessel. Nicolas Louis • Let's stay active : update on stenting and place of paclitaxel. What's new in the landscape of clinical studies on the subject? Yann Gouëffic
12:00	
2:40	 Roadsaver : The Power of facts <ul style="list-style-type: none"> • Introduction & Guideline • Patient Selection • Dual Layer Mesh technology & case presentation • Results of the latest clinical publication
4:00	 <ul style="list-style-type: none"> • Not every PAU has to be treated with an EVAR device. Nikolaos Tsilimparis • Finally towards on-label use of bridging stentgrafts in FEVAR: update of the BeGraft multicenter prospective study. Eric Verhoeven
5:40	 Penumbra´s innovative solutions for Embolisation and Thrombectomy

FRIDAY OCTOBER 22 Grand Auditorium

08:40	 The role of external stenting in prevention of vein graft disease Moderator: Alexandre Mallios
09:20	 Straight talk from the experts: Examining challenges and controversies in the treatment of long complex peripheral disease.
11:30	 Proven design for an off the shelf TAAA graft. <ul style="list-style-type: none"> • Introduction and Moderator. Bijan Modarai • How technical features can make a difference. Jonathan Sobocinski • Making complex easier for the emergent setting. Martin Austermann • Q&A
12:30	
3:00	 Truly minimally invasive peripheral interventions – tips and benefits of staying 4F <ul style="list-style-type: none"> • Reinventing lower limb angioplasty.
3:20	 Could closure devices help develop ambulatory activities?
4:20	 See clearly - treat optimally Moderator: Koen Deloose <ul style="list-style-type: none"> • How to define a calcified lesion ? Fabrizio Fanelli • Rotational or laser atherectomy indications ? Theodosios Bisdas • Contribution of IVUS in crossing CTO. Jérôme Brunet • Discussion

OUR CONTACTS



Vérane BERGERON MOREAU
Divine id Executive manager
vbergeron@divine-id.com



Charlotte MARTIN
Project Manager & Exhibition
cmartin@divine-id.com



Caroline LEFRANCOIS
Registration and Housing
clefrancois@divine-id.com

INFOS



VENUE
Palais Brongniart
Place de la Bourse
75002 Paris

OFFICIAL LANGUAGE
English.
Simultaneous translation to French will be provided.

TARGET AUDIENCE
All physicians: vascular surgeons, cardiovascular and cardiothoracic surgeons, neuro-surgeons, radiologists, cardiologists, vascular anaesthesiologists, specialists in nephropathy and dialysis, fellows in training, medical students, vascular technicians & nurses interested in vascular surgery. The Venous Session is open to all physicians (vascular surgeons, phlebologists, angiologists, dermatologists) involved in the treatment of varicose veins, fellows in training, medical students, vascular technicians & nurses interested in venous therapy.

Paris Vascular Insights

October 21-23 | 2021
Palais Brongniart | Paris

Registration & Housing Form

Pre-registration before June 30, 2021
Caroline Lefrançois | divine [id] SARL |
17, rue Venture | 13001 Marseille | France
by email: clefrancois@divine-id.com or by fax: +33 (0)4 91 57 19 61

PARTICIPANT INFORMATION

Title: Prof Dr Mr Ms
Last Name
First Name
Institution / Company
Address
Post Code City
Country
Phone Fax
Mobile
Email (mandatory)
Sponsored by

Contact
Address
Post Code City
Country
Phone
Fax
Mobile
Email

EASIER!
ATTACH YOUR BUSINESS CARD!

SPECIALITY

Vascular surgeon Cardiac surgeon Thoracic surgeon Radiologist
 Cardiologist Phlebologist Industry professional Vascular technician & nurse
 Resident & fellow Angiologist Other

INDIVIDUAL REGISTRATION FEES (20% VAT included)

Physicians and healthcare professionals
 Industrialists
 Fellows in training
 Nurses
 AV access Session only (October 21)
 Venous Session only (October 22)
 Eposter presenter

Before June 30 2021

After June 30 2021

650 €	780 €
580 €	700 €
400 €	500 €
350 €	450 €
330 €	400 €
210 €	250 €
400 €	400 €

SOCIAL EVENT (10% VAT included)

Official Dinner October 22, 2021
 70 € per participant

HOTEL ACCOMMODATION (Prices include breakfast and 10% VAT)

	Single	Double	Distance	Stars
Mercure Opera Louvre	195€	210€	4 min	****
Square Louvois Hotel	250€	250€	6 min	****
The Hoxton	250€	260€	7 min	****
Golden Tulip Opera de Noailles	238€	248€	8 min	****
Millennium Hotel Paris Opera <i>(Grants only)</i>	250€	280€	8 min	****
Paris Marriott Opera Ambassador Hotel <i>(Speakers only)</i>	250€	265€	9 min	****
IBIS Paris Opera La Fayette	155€	161€	12 min	***
Novotel Les Halles	234€	249€	17 min	****

Booking Details

One night deposit is needed to confirm any hotel booking. The whole stay has to be paid before June 30 to avoid cancellation of reservation.

Arrival date [] [] [] [] Departure date [] [] [] [] Room type Single Double Twin Nb. of nights [] [] Rate per night €

NB: City tax is payable directly on site to hotels. Cancellation & refunds: divine [id] must be notified of any cancellations in writing. Cancellation before June 30, 2021: refund less 10% (administrative charge). Cancellation from June 30, 2021: no refund will be given. Name changes are requested before June 30, 2021. After June 30, 2021, no name changes will be accepted. No-Shows at the congress will be charged the full fee. Refunds will be processed after the congress by the end of October 2021.


TOTAL DUE Registration € + Hotel 1 night deposit whole stay € = €

Payment by
* 3 last numbers on the back of the card
** Your signature authorizes your credit card to be charged for the total payment due. We reserve the right to charge the correct amount if different from the total listed.

Credit Card Visa Mastercard (no other card)
Credit Card Number [] [] [] [] [] [] [] [] [] [] [] [] [] [] [] [] [] [] [] [] [] security code* [] [] []
Expiration date [] [] [] [] Cardholder's Signature**
Cardholder's Name

Check enclosed Please make check in Euros payable in France to **divine [id]**

Bank Transfer
Beneficiary SARL divine [id]
Bank Banque Martin Maurel
IBAN FR 76 1336 9000 0434 0207 0101 854
BIC BMMMF2A



PVI 2021 SPONSORS ACKNOWLEDGMENTS



AV ACCESS SESSION ACKNOWLEDGMENTS



VENOUS ACKNOWLEDGMENTS



Organization

divine [id] * V erane Bergeron Moreau *

17, rue Venture * 13001 Marseille * France * www.divine-id.com

Phone: +33 (0) 491 57 19 60 * Fax: +33 (0) 491 57 19 61 * Email: vbergeron@divine-id.com

