

# i-MEET

**NEXT GENERATION**

Multidisciplinary European Endovascular Therapy

**JUNE 5-7, 2019** · Le Méridien, Nice, FRANCE

# FINAL PROGRAM

\*The Interactivity **MEET**ing. The only congress with a real interactivity between the speakers and the audience

## COURSE DIRECTORS

Jérôme Brunet, Laurent Casbas, Koen Deloose, Eric Ducasse, Yann Gouëffic, Elixène Jean-Baptiste, Armando Mansilha, Richard McWilliams, Barend Mees, Aljoscha Rastan, Isabelle Van Herzele

## ORGANIZING COMMITTEE

Koen Deloose, Eric Ducasse, Yann Gouëffic, Barend Mees

## HONORARY DIRECTORS

Max Amor, Nicola Mangialardi

Follow us



Watch or rewatch i-MEET online

[www.iMEETcongress.com](http://www.iMEETcongress.com)



## Edito

### Welcome to i-MEET 2019

It is a great pleasure to welcome you to this fourth edition of the **i-MEET** congress in Nice. Our scientific program was built with one main goal: INTERACTIVITY! We will focus on teaching and sharing, bringing you more clinical cases, more videos, more interactive debates and audience discussions to offer a multidisciplinary educational platform.

We would like to warmly thank our outstanding scientific committee for their commitment: Jérôme Brunet, Laurent Casbas, Elixène Jean-Baptiste, Armando Mansilha, Richard McWilliams, Aljoscha Rastan and Isabelle Van Herzeele, as they did a great job with us in putting together a scientific program which promises to be very exciting.

Over two days and a half, our wide-ranging and interactive program will address the hot topics of endovascular techniques and procedures. On Wednesday afternoon do not miss our hands-on workshops as well as the interesting work-in-progress presented by the associate faculty members and trainees. The awards ceremony will be held on Friday in the plenary room at 10.30. Nurses and technicians will have the opportunity to participate in an intensive special program tailored for them in a parallel room on Friday.

Take your time to visit the exhibition and discover the Industry news as it is only thanks to their precious help that we managed to organize this congress. Join us for the official dinner on Thursday night on the Rhul beach in front of the Méridien privatized for us to share with you a unique moment of conviviality.

Again, welcome to Nice, the capital City of the French Riviera, with its great light, refined lifestyle and multiple perfumes and flavors. We look forward to building endovascular synergies with you and our renowned international faculty.

### The i-MEET Directors

Koen Deloose, Eric Ducasse, Yann Gouëffic, Barend Mees.



## Faculty

Tibor Balazs, [Bratislava, Slovakia](#)

Luca Bertoglio, [Milano, Italy](#)

Colin Bicknell, [London, UK](#)

Theodosios Bisdas, [Münster, Germany](#)

Erwin Blessing, [Heidelberg, Germany](#)

Jérôme Brunet, [Avignon, France](#)

Richard Bulbulia, [Oxford, UK](#)

Laurent Casbas, [Toulouse, France](#)

Raphael Coscas, [Boulogne Billancourt, France](#)

Koen R. Deloose, [Dendermonde, Belgium](#)

Eric Ducasse, [Bordeaux, France](#)

Roberto Ferraresi, [Bergamo, Italy](#)

Yann Gouëffic, [Nantes, France](#)

Stéphan Haulon, [Paris, France](#)

Elixène Jean-Baptiste, [Nice, France](#)

Igor Koncar, [Belgrade, Serbia](#)

Drosos Kotelis, [Aachen, Germany](#)

Jose Ignacio Leal Lorenzo, [Madrid, Spain](#)

Lieven Maene, [Aalst, Belgium](#)

Kevin Mani, [Uppsala, Sweden](#)

Mikael Mazighi, [Paris, France](#)

Richard McWilliams, [Liverpool, UK](#)

Barend Mees, [Maastricht, The Netherlands](#)

Bernado Mendes, [Rochester, USA](#)

Bijan Modarai, [London, UK](#)

Justine Mougin, [Le Plessis Robinson, France](#)

Tatsuya Nakama, [Tokyo, Japan](#)

Simon Neequaye, [Liverpool, UK](#)

Lorenzo Patrone, [London, UK](#)

Anna Prent, [London, UK](#)

Aljoscha Rastan, [Bad Krazingen, Germany](#)

Vincent Riambau, [Barcelona, Spain](#)

Celia Riga, [London, UK](#)

Antonella Ruffino, [Torino, Italy](#)

Michiel Schreve, [Alkmaar, The Netherlands](#)

Francesco Torella, [Liverpool, UK](#)

Jorinde Van Laanen, [Maastricht, The Netherlands](#)

## Paramedical Faculty

Alexandra Albert, [Bordeaux, France](#)

Isabelle Bareyre, [Bordeaux, France](#)

Sophie Bonnet, [Nice, France](#)

Mélanie Breda, [Toulouse, France](#)

Bruno Chiapello, [Nice, France](#)

Ingrid Courtel, [Paris, France](#)

Olivier Freslon, [Nantes, France](#)

Sandrine Gatipon, [Bordeaux, France](#)

Fabien Lareyre, [Nice, France](#)

Sophie Mourao, [Paris, France](#)

Alyssa Pagano, [Toulouse, France](#)

Nadine Pasquer, [Bordeaux, France](#)


Patricia Pineau, [Bordeaux, France](#)

Fabienne Rannou, [Nantes, France](#)

Clarisse Senet, [Nantes, France](#)

Brigitte Thievent, [Nantes, France](#)

## Synoptic

Wednesday June 05		Thursday June 06		Friday June 07	
		8.00	Welcome coffee	8.00	Welcome coffee
		8.30	BTK recanalization... styles around the world...	8.30	How to do a perfect EVAR!
		9.45	Industry symposium	9.30	A picture is worth a thousand words
		10.30	Coffee break	10.40	Awards ceremony
		11.00	Carotid controversies... Your chance to challenge the experts!	10.50	Coffee break
		12.30	Lunch	11.20	BTK Boldly go where no man has gone before... BTK extreme...
13.00	Lunch	13.30	The GOOD solutions for the BAD conditions and the HUGLY anatomy!	12.25	Buffet lunch & adjournment
14.00	Workshops	14.45	All you need about the vessel preparation and more		
15.30	Coffee break	16.15	Industry symposium		
16.00	Workshops	17.00	Coffee break	8.30	Vendredi 07 Juin 
17.30	Coffee break	17.30	Don't be afraid about vascular emergencies anymore	12.20	Session paramédicale
18.00	Associate faculty program	18.45	End of sessions		
19.00	End of sessions				

\* The Interactivity MEETING

## WEDNESDAY JUNE 05

13.00 Lunch

14.00 WORKSHOPS *see detail p.10*

15.30 Coffee break

16.00 WORKSHOPS *see detail p.10*

17.30 Coffee break

18.00 ASSOCIATE FACULTY PROGRAM

Moderators: *Laurent Casbas, Yann Gouëffic, Barend Mees*

19.00 End of sessions

## THURSDAY JUNE 06

8.00 Welcome coffee

8.30 BTK recanalization... styles around the world...

Moderators: *Aljosh Rastan, Roberto Ferraresi, Tatsuya Nakama, Jérôme Brunet*

Animator: *Koen R. Deloese*

8.30 The efficient Swiss style *Aljosh Rastan*

8.45 The flamboyant Italian style *Roberto Ferraresi*

9.00 The pragmatic English style *Lorenzo Patrono*

9.15 The hocus-pocus Japanese style *Tatsuya Nakama*

9.30 The romantic French style *Jérôme Brunet*

9.45 INDUSTRY SYMPOSIUM *see detail p.9*

10.30 Coffee break

11.00 Carotid controversies... Your chance to challenge the experts!

Moderators: *Elixene Jean-Baptiste, Jose Ignacio Leal Lorenzo*

Animator: *Richard Bulbulia*

11.00 What every vascular surgeon should know about perfusion CTA in stroke patients *Mikael Mazighi*

11.15 The do's and the don'ts of carotid revascularization in the acute period *Igor Koncar*

11.30 The stent choice in TCAR does (not) matter! *Jose Ignacio Leal Lorenzo*

11.45 Supra-aortic vessels treatment in daily practice *Celia Riga*

12.00 Stroke prediction in asymptomatic carotid disease to treat or not to treat (Quiz) *Richard Bulbulia*

**12.30 Lunch break**

**13.30 The GOOD solutions for the BAD conditions and the UGLY anatomy!**

Moderators: *Anna Prent, Eric Ducasse, Drosos Kotelis*

Animator: *Barend Mees*

**My approach to a AAA with:**

13.30 Short neck *Francesco Torella*

13.45 Angulated neck *Colin Bicknell*

14.00 No neck *Vincent Riambau*

14.15 Wide iliacs *Bernardo Mendes*

**14.45 All you need about the vessel preparation and more**

Moderators: *Theodosios Bisdas, Koen R. Deloose, Raphaël Coscas, Tibor Balazs, Erwin Blessing, Aljoscha Rastan, Eric Ducasse*

Animator: *Yann Gouëffic*

14.45 What is a complex femoropopliteal lesion? *Theodosios Bisdas*

15.00 Why should I take care of the COF? *Koen R. Deloose*

15.15 Scoring balloon for vessel prep (rational – evidence and clinical case) *Raphael Coscas*

15.30 Atherectomy for vessel prep (rational – evidence and clinical case) *Tibor Balazs*

15.45 Lithoplasty for vessel prep (rational – evidence and clinical case) *Erwin Blessing*

16.00 **Debate** endovascular / open treatment for popliteal aneurysm

*Aljoscha Rastan / Eric Ducasse*

**16.15 INDUSTRY SYMPOSIUM** *see detail p.9*

**17.00 Coffee break**

**17.30 Don't be afraid about vascular emergencies anymore**

Moderators: *Luca Bertoglio, Bernardo Mendes, Colin Bicknell*

Animator: *Francesco Torella*

**How to deal with:**

17.30 Acute limb ischemia *Lieven Maene*

17.45 Ruptured aortic aneurysm *Anna Prent*

18.00 Acute iliofemoral DVT *Jorinde van Laanen*

18.15 Acute aortic dissection *Drosos Kotelis*

18.30 Acute thrombotic complications during peripheral endovascular interventions

*Antonella Ruffino*

**18.45 End of sessions**

## FRIDAY JUNE 07

**8.00 Welcome coffee**

**8.30 How to do a perfect EVAR!**

Moderators: *Anna Prent, Bernardo Mendes, Barend Mees*

Animator: *Eric Ducasse*

**Endovascular Aortic Surgery and:**

8.30 Radiation exposure *Bijan Modarai*

8.45 Percutaneous access *Luca Bertoglio*

9.00 Endoleak prevention *Stéphan Haulon*

9.15 Free papers

**9.30 A picture is worth a thousand words**

Moderator: *Richard McWilliams*

Animator: *Bijan Modarai*

9.30 Threshold of 5.0/5.5 cm diameter to treat an infrarenal AAA still stand but how to measure it (US, CT, MRA)? *Kevin Mani*

9.45 Optimal use of cone Beam CT – lessons learned (benefits and limitations) *Justine Mouglin*

10.00 3D fusion adaptable to any operating theatre *Simon Neequaye*

10.15 Optimal imaging in retrograde access *Roberto Ferraresi*

10.40 AWARDS CEREMONY

**10.50 Coffee break**

**11.20 BOLDLY go where no man has gone before... BTK extreme...**

Moderators: *Michiel Schreve, Lieven Maene, Roberto Ferraresi, Tatsuya Nakama*

Animator: *Jérôme Brunet*

11.20 Arterialization of the venous system *Michiel Schreve*

11.35 Plantar loop technique *Lieven Maene*

11.50 Desert foot *Roberto Ferraresi*

12.05 Metatarsal artery puncture and more *Tatsuya Nakama*

**12.25 Buffet lunch & adjournment**



## FRIDAY JUNE 07 WORKSHOP ROOM 3

### SESSION PARAMEDICALE FRANCOPHONE : évolutions des pratiques chirurgicales, quelles implications pour le personnel paramédical en 2019

8:00 **Accueil café**

8:30 **L'intelligence artificielle déjà présente dans nos blocs, quelles implications au quotidien**

Moderateurs : *Laurent Casbas, Fabienne Rannou*

8:30 Évolution des amplificateurs de brillance des débuts de l'endovasculaire à aujourd'hui *Bruno Chiapello*

8:50 La fusion d'images au bloc opératoire (endonaute, Cydar) : implications pour le manipulateur radio au bloc opératoire *Alyssa Pagano*

9:10 **La chirurgie aortique endovasculaire, une perpétuelle révolution. Quoi de neuf en 2019**

Moderateur: *Elixène Jean-Baptiste*

9:10 L'endoprothèse aortique en ambulatoire, c'est pour maintenant!  
*Ingrid Courtel, Sophie Mourao*

9:30 L'endoprothèse fenêtrée en collaboration paramédicale *Olivier Freslon, Brigitte Thievent*

9:50 **La recherche de plus en plus présente au bloc opératoire, ce que tout le personnel devrait savoir.**

Moderateurs : *Yann Gouëffic, Clarisse Senet*

9:50 Cadre législatif et catégories de recherches *Sophie Bonnet*

10:10 Cadre organisationnel : comment se déroule une étude et quels en sont les acteurs  
*Sophie Bonnet*

10:30 Conformité des prélèvements à visée scientifique au bloc opératoire *Fabien Lareyre*

10:50 **Pause café**

11:20 **La chirurgie vasculaire périphérique franchit au bloc opératoire de nouvelles frontières, implications pour le personnel paramédical.**

Moderateurs : *Eric Ducasse, Fabienne Rannou*

11:20 Jetstream, Rotarex, Angiojet, nouvelles technologies de recanalisation  
*Mélanie Breda*

11:40 Endovasculaire périphérique et endoprothèse aortique par injection de CO<sub>2</sub>.  
*Isabelle Bareyre, Patricia Pineau*

12:00 Embolisation des varices pelviennes à l'onyx, rôle et utilité du manipulateur en salle  
*Nadine Pasquer, Alexandra Albert, Sandrine Gatipon*

12:20 **Déjeuner buffet et fin de session**

## INDUSTRY SYMPOSIA

### Thursday June 06

09.45  **Abbott**

#### CFA clinical data update & cases discussion

Clinical data update *Koen Deloose*

Cases discussions *Jérôme Brunet, Yann Gouëffic*

16.15  **BIOTRONIK**  
excellence for life

(45 min)

#### Optimizing outcomes in FEMPOP

1- Stent design, factor influencing clinical outcomes *Raphael Coscas*

2- Increased outward force of self-expanding BMS in the SFA could be a significant risk factor for restenosis *Koen Deloose*

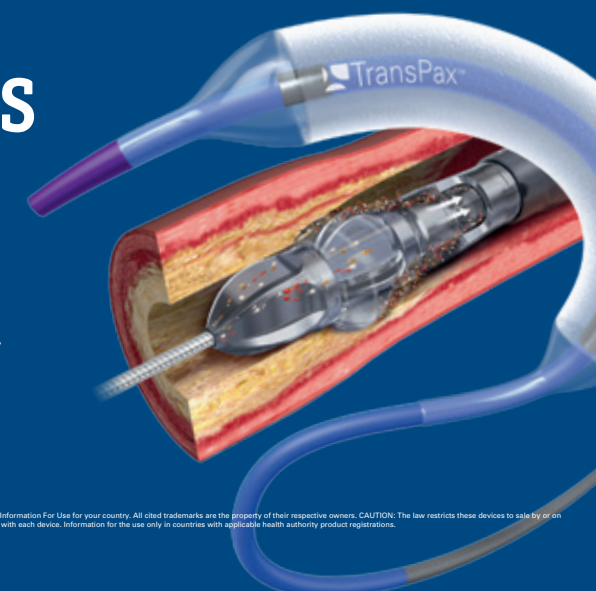
3- Difference in clinical outcomes of low COF stent vs high COF stent proven in clinical practice *Martin Funovics*

**Boston Scientific**  
Advancing science for life™

# COMBINE TECHNOLOGIES

Atherectomy System  
**JETSTREAM™**

Paclitaxel-Coated PTA Balloon Catheter  
**RANGER™**



Indications, operating specifications and availability may vary by country. Check with local product representation and country specific Information For Use for your country. All cited trademarks are the property of their respective owners. CAUTION: The law restricts these devices to sale by or on the order of a physician. Indications, contraindications, warnings and instructions for use can be found in the product labeling supplied with each device. Information for the use only in countries with applicable health authority product registrations.

PI-545704-AA April 2018 © 2018 Boston Scientific Corporation or its affiliates. All rights reserved.

# INDUSTRY SPONSORED SESSIONS

## Workshops

Wednesday June 05 - 14:00 - 15:30..... 16:00 - 17:30



### Room 1 AV Access Management : Create / Restore / Maintain

- Review of clinical data on AVF and endoAVF *Nirvana Sadaghianloo*
- EverlinQ™: Endovascular option for fistula creation *Panagiotis Kitrou*
- Concept and patient selection / ultrasound mapping *Panagiotis Kitrou*
- ESRD treatment algorithm *Panagiotis Kitrou*



### Room 4 Hands-on workshop: aortoiliac occlusive disease (CERAB) stenting

- Barend Mees, Antonella Ruffino*
- Why CERAB – step by step (video)
  - Wire selection and handling
  - Stent placement in the aorta
  - Stent placement in the iliacs
  - Tips and tricks



### Room 1 Hands-on pushable and detachable coils embolization, learn with us!



### Room 2 CO2 injection and latest stents and DCBs technology: the utmost combination

- Live-in-the-box from CHRU Bordeaux *Eric Ducasse*
- Live case Clinique Rive Gauche, Toulouse *Antoine Sauguet*
- Interactive Q&A session



### Room 4 Why would you choose an extra-vascular closure device? *Laurent Casbas*

- Presentation of MYNXGRIP™ & EXOSEAL™
- vascular closure devices
- Tips and tricks
- Hands-on session



### Room 3 Tools and men: atherectomy in the peripheral system

- Jérôme Brunet, Nicolas Louis*
- Technical and clinical principles of atherectomy
  - Presentation and discussion around clinical case
  - Presentation of clinical cases in perfusion imaging & volume scanning
  - Hands on Jetstream console



### Room 5 Technical workshops

- Guide wires
- Vessel closures
- Vascular plugs
- Supera



### Room 3 Does ambulatory practice work for complex SFA interventions? How 4F solution can be an advantage.

- Patient selection *Olivier Regnard*
- My French ambulatory experience *Olivier Regnard*
- My European ambulatory experience *Koen Deloese*
- It's a special case, can I do it ambulatory? *Bahaa Nasr*



### Room 5 Vessel preparation : Philips solution

- Experience and demonstration by *Jérôme Brunet*

## Workshops

Thursday June 06 & Friday June 07

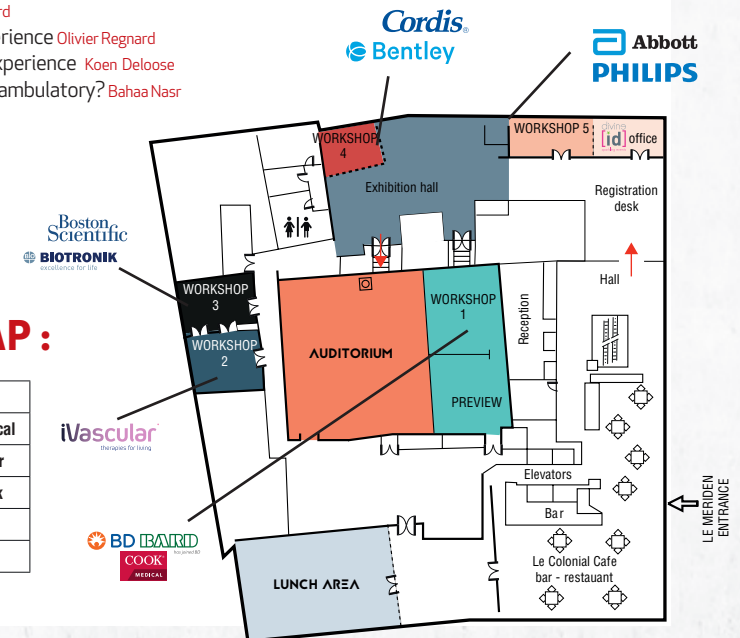


### Room 5 Philips solutions hands-on workshop all day

By *Christian Laouenan*, Philips Specialist and *Jérôme Brunet*

## WORKSHOPS MAP :


Salles	14h-15h30	16h-17h30
1	BD Bard	Cook Medical
2		iVascular
3	Boston Scientific	Biotronik
4	Bentley	Cordis
5	Abbott	Philips



# Pulsar<sup>®</sup>-18 T3

Self-Expanding Stent System

A unique combination  
of 3 technologies



4F

Low profile  
delivery system

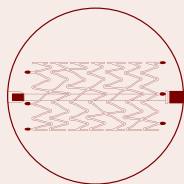
**Smaller puncture  
site area**

45%

Smaller puncture  
site area vs. 6F<sup>1</sup>



Tri-axial system  
with braided shaft  
**Accurate stent  
deployment**



Thin struts,  
low COF  
**Lower risk  
of restenosis<sup>2</sup>**

92.4%

24-m FTLR  
BIOFLEX PEACE<sup>3</sup>



Easy to use, ergonomically  
designed handle.

**BIOTRONIK**  
excellence for life

# SABER<sup>™</sup>

## PTA DILATATION CATHETER

**NOW  
AVAILABLE  
IN RX**

# MORE CASES COVERED

**LENGTHS UP TO 300mm**

**.018" GUIDEWIRE COMPATIBLE BALLOON**

### LARGE LESIONS

- DIAMETERS 6-10mm
- LENGTHS 20-100mm
- 4-6 FRENCH FIT

### HIGHLY DIFFUSE LESIONS

- DIAMETERS 4-6mm
- LENGTHS UP TO **300mm**
- 4-6 FRENCH FIT

### SMALL LESIONS

- DIAMETERS 2-4mm
- LENGTHS UP TO **300mm**
- SHAFT LENGTHS UP TO 150cm
- 4 FRENCH FIT



### FOR HEALTHCARE PROFESSIONALS ONLY

Important Information: Prior to use, refer to the "Instructions for Use" supplied with these devices for indications, contraindications, side effects, suggested procedure, warnings, and precautions. As part of the Cordis policy of continuous product development, we reserve the right to change product specifications without prior notification. ©2017 Cardinal Health. All Rights Reserved. CORDIS, Cordis LOGO, and SABER are trademarks or registered trade-marks of Cardinal Health.  
CORDIS une division de CARDINAL HEALTH FRANCE 506 SAS, 43 rue Camille Desmoulins, 92130 Issy-les-Moulineaux.  
RCS Paris 812 365 609. Janvier 2017. EU2095 1/17

**Cordis**<sup>™</sup>  
A Cardinal Health company

<sup>1</sup> BIOTRONIK data on file; <sup>2</sup> Zhao HQ. Late stent expansion and neointimal proliferation of oversized nitinol stents in peripheral arteries. Cardiovasc Intervent Radiol. 2009 Jul;32(4):720-4; <sup>3</sup> Lichtenberg M. BIOFLEX PEACE registry: 12 and 24 month results. Presented at: LINC, Jan 31, 2018; Leipzig, Germany.

FTLR=Freedom from Target Lesion Revascularization; COF=Chronic Outward Force.

Pulsar is a trademark or registered trademark of the BIOTRONIK Group of Companies.

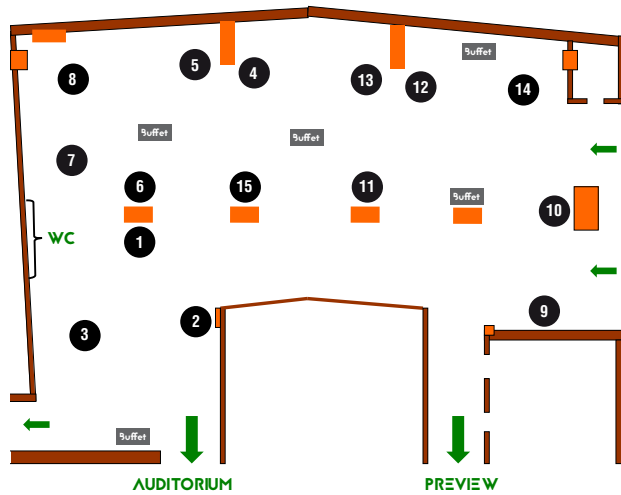
According to French regulation, the content of this document is not intended for French physicians.

# EXHIBITION HALL

## Exhibition hours

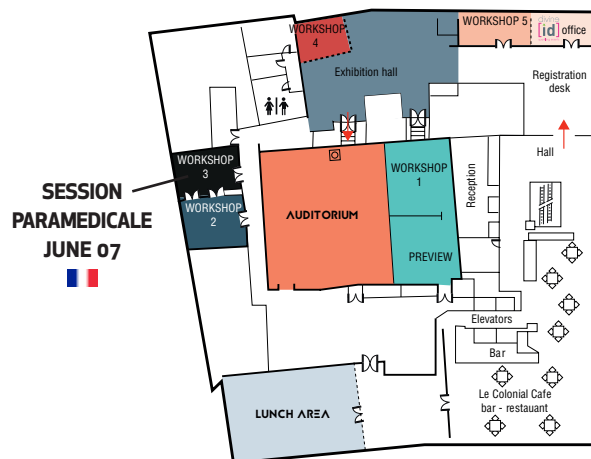
Thursday 06 - 08:30 ..... 19:00

Friday 07 - 08:30 ..... 14:00



Booth	Industrial
1	Biotronik
2	Abbott
3	Boston Scientific
4	Gore
5	Cook Medical
6	Medtronic
7	BD Bard
8	Getinge
9	Penumbra
10	Vygon
11	Terumo Aortic
12	Terumo
13	Bentley
14	iVascular
15	Cordis

## Workshops map :



Salles	14h-15h30	16h-17h30
1	BD Bard	Cook Medical
2		iVascular
3	Boston Scientific	Biotronik
4	Bentley	Cordis
5	Abbott	Philips

# INFORMATIONS:

## Congress venue: **Méridien Hotel**

1 Promenade des Anglais, 06046 Nice

## Registrations & information desk

Wednesday June 05 ..... 12.30 - 19.00

Thursday June 06 ..... 08.00 - 19.00

Friday June 07 ..... 08.00 - 14.00

## I-MEET official dinner

Thursday June 6, 20.00 till midnight  
Ruhl Plage, Nice

Participation fee: 70€ VAT incl. per person  
Welcoming drink / Buffet seated dinner  
Dress code: casual chic

## Contacts

Vérane Bergeron Moreau ..... +33 621 78 87 16  
Executive manager [vbergeron@divine-id.com](mailto:vbergeron@divine-id.com)

Lucile Généraux ..... +33 613 96 08 70  
Project manager [lgeneraux@divine-id.com](mailto:lgeneraux@divine-id.com)

Tiphaine Duval ..... +33 613 96 08 70  
Registration & Grants [tduval@divine-id.com](mailto:tduval@divine-id.com)







# i-MEET

## NEXT GENERATION

Multidisciplinary European Endovascular Therapy



## ACKNOWLEDGEMENTS 2019



iMEET 2019 is endorsed by



### Organization

\* divine [id] \* Véronique Bergeron Moreau \*

\* 17, rue Venture \* 13001 Marseille \* France \* [www.divine-id.com](http://www.divine-id.com) \*

\* Phone: +33 (0) 491 57 19 60 \* Fax: +33 (0) 491 57 19 61 \* Email: [info@meetcongress.com](mailto:info@meetcongress.com) \*

